


























# Delivery Joggers

MODEL	Operator Side Jogger Paddle	Operator Side Rod / Sleeve	Gear Side Rod / Sleeve	Gear Side Jogger Paddle
<b>K-Letterpress</b>	 58-A KS 1570 Shaft KS 1564 Paddle	 58-B KS/KSBA #1549/1551	 58-C KS/KSBA #1550/1548	 58-D KS 1570 Shaft KS 1574 Paddle
<b>K-Offset</b>	 58-E KS 1570 Shaft KS 1564 Paddle	 58-F KS/KSBA #1549/1551	 58-G KS/KSBA #1550/1548	 58-H KS 1570 Shaft KS 1564 Paddle
<b>S-Letterpress</b>	 58-I S-15111F Only SBD 14147F	 58-J #S15113F with 15108 Bolt	 58-K #S15111F with 15108 Bolt	 58-L #S-15111F Only SBD 14148
<b>TOK</b>	 58-M #22.015.211S	Call	Call	 58-N #22.015.209S
<b>GTO 46</b>	 58-O #42.015.221F	 58-P #42.015.230	 58-Q #42.014.225F	 58-R #42.015.20F
<b>GTO 52</b>	 58-S #69.015.221F	 58-T #42.015.230	 58-U #42.014.225	 58-V #69.015.221F
<b>MO - Low Pile</b>	 58-W #43.015.064F	 58-X #43.015.049 #66.015.107	 58-Y #43.015.048	 58-Z #43.015.065F
<b>MO - High Pile</b>	 58-AA #63.015.064F #43.015.064 Small Sheet	 58-BB #43.015.049 #66.015.107	 58-CC #43.015.048	 58-DD #63.015.065F #43.015.065 Small Sheet
<b>72/102</b>	 58-EE 72 #93.015.436F 102 #91.015.436F	 58-FF #66.015.107	 58-GG #66.015.107	 58-HH 72 #93.015.435F 102 #91.015.435F
<b>SM 74</b>	58-II No Photo Available Demers Parts Hotline 1-800-956-3612 727-372-1200 #M2.015.465F	58-JJ No Photo Available Demers Parts Hotline 1-800-956-3612 727-372-1200 #M2.015.453	58-KK No Photo Available Demers Parts Hotline 1-800-956-3612 727-372-1200 #M2.015.453	58-LL No Photo Available Demers Parts Hotline 1-800-956-3612 727-372-1200 #M2.015.464F
<b>Printmaster</b>	 58-MM #69.015.221F	 58-NN #42.015.230	 58-OO #42.014.225	 58-PP #69.015.221F
<b>S-Offset</b>	 58-OQ #66.015.114F SORK/R #76.015.114F SORM/D/S	 58-RR #66.015.107	 58-SS #66.015.107	 58-TT #66.015.113F SORK/R #76.015.113F SORM/D/S


# Delivery Chains Sold as Sets

## K-Letterpress, K-Diecutter, sold as set



KS #KS1415/16 Set  
 KSB #KS1415/16 Set  
 KSBA #KSB1415/16 Set  
 KSD Call

## K Offset, sold as set



KOR #KOR 1415/16 Set  
 KORA #KORA 1415/16 Set  
 KORD62 #KORA 1415/16 Set  
 KORD64 #KORA 1415/16 Set  
 KORS #KORS 1415/16 Set

## S-Letterpress S-Diecutter, sold as set



S-Letterpress / Diecutters

S-28 #S1415/16 Set    SBG #S1415/16 Set  
 SB #S1415/16 Set    SBB #S1415/16 Set



SBD

#SBD1415/16 Set



**TOK – Set**  
 #22.014.015  
 Same Op. side &  
 Drive side



**Quickmaster**  
 #MV.027.288  
 Set –  
 O.S. & D.S.



**GTO46**

#42.014.015/016 Set



**GTO52**

#42.014.015/016 Set



**MO-Offset Low Pile Delivery**

#43.014.015F – Set  
 #43.014.016 – O.S. only  
 #43.014.015 – Drive only



**MO-High Pile Delivery Chain Set**

#63.014.015F – Set Op. drive – Sold as set  
 #63.014.015 – Drive side only  
 #63.014.016 – Operator side only



**72 / 102 Speedmaster**

#47.014.015  
 72 – 10X    102 – 12X



**S-Offset SORK/Z,  
 SORM/Z, SOR/Z,  
 SORS/Z, SORD/Z**

#47.014.05 (6X)




**Delivery Dolly  
 Lowering Chains**

#66.015.015F




**Delivery Pile Chain Clip**

#66.015.049  
 S-Offset  
 MO-Offset




**Thanks For Your  
 Business!**

## SM74



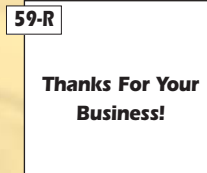
**Thanks For Your  
 Business!**

Low Pile Delivery  
 #M2.014.025F



**Thanks For Your  
 Business!**

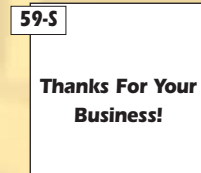
High Pile Delivery  
 #M4.014.025F



**Thanks For Your  
 Business!**

SM74 High Pile  
 Extended Delivery  
 #M6.014.025F

## SM52



**Thanks For Your  
 Business!**

Low Pile Delivery  
 #G2.014.007S O.S.  
 #G2.014.006S D.S.



**Thanks For Your  
 Business!**

High Pile Delivery  
 #G4.014.006F



**Thanks For Your  
 Business!**

Extended Delivery  
 #M6.014.025F

## 72 / 102 Delivery Chain Rail Guide



**Delivery Side Rail Drive**  
 #93.014.020  
 Sheet P/U




**Operator Side Sheet P/U**  
 #93.014.021



**Drive Side Sheet Drop**  
 #93.014.051



**Operator Side Sheet Drop**  
 #93.014.051



**Thanks For Your  
 Business!**



Visa



MasterCard

Call Demers Parts Hotline @ 1-800-956-3612 ■ 727-372-1200