

# Impression – Delivery Cams – Open/Close

## Impresion Cylinder

## Delivery Sheet Pickup

## Delivery Sheet Drop-Off

**K-Letterpress**



#KS-1255



#KS-1440



#KS-1439

**K-Offset**



#KS-1255



#KOR-1440



#KS/KORD-1434

**S-Letterpress  
S-28 – SBB**



#03.012.055



#SB-1440



#S-14153

**S-Letterpress  
SBD**



#03.012.055



#SBD-1440



#S-1440

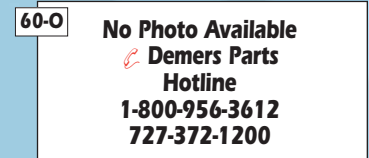
**GTO46  
GTO52**



#1 Unit (low pile delivery) #53.011.110  
All other (low pile delivery) # 53.011.210



#42.014.040



#42.014.045

**72 / 102**



#93.110.010

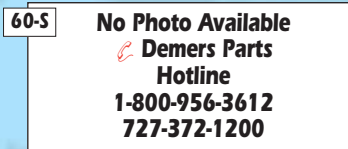


#93.014.020



#93.014.039

**102 Late**

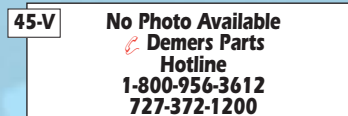


#66.014.040



K/M/R/D #66.014.039  
SORS/Z Only #41.014.039

**S-Offset**



#1 Unit Feeder End #86.011.110  
#2 Unit Delivery End #86.011.210  
All Except SORS / SORS/Z



VISA

MasterCard

Call Demers Parts Hotline @ 1-800-956-3612 ■ 727-372-1200