


"C" - Contactors

State Coil Voltage
 - 110 VAC
 - 220 VAC
 Motor Starters

Primary Main Press Voltage
 Coil Voltage is usually half

Siemens



83-A

Check 110 VAC Coil or 220 VAC Coil

3TF-40



83-B

Check 110 VAC Coil or 220 VAC Coil

3TF-41



83-C

Check 110 VAC Coil or 220 VAC Coil

3TF-43



83-D

Check 110 VAC Coil or 220 VAC Coil

3TF-46

3TF 44 Call



83-BB

- O 600
 - O 415
 - O 380
 - O 230
 - O 208
- Voltage @ Wall Disconnect

Siemens



83-E

Check 110 VAC Coil or 220 VAC Coil

3TB-40



83-F

Check 110 VAC Coil or 220 VAC Coil

3TB-41



83-G

Check 110 VAC Coil or 220 VAC Coil

3TB-43




83-H

Check 110 VAC Coil or 220 VAC Coil

3TB-46

3TB 44 Call




83-CC HEIDELBERG

TYPE
 M.-NO.
 U
 VP

HBG Plaque @ Feeder Electric Panel

Klockner Moehler - later



83-I

Check 110 VAC Coil or 220 VAC Coil

DIL OOM



83-J

Check 110 VAC Coil or 220 VAC Coil

DIL OAM



83-K

Check 110 VAC Coil or 220 VAC Coil

DIL 1M



83-L

Check 110 VAC Coil or 220 VAC Coil

DIL 2M



83-DD

See Label

2 - Input Tap Wires @ Secondary Transfer

Klockner Moehler - early



83-M

Check 110 VAC Coil or 220 VAC Coil

DIL 0-11



83-N

Check 110 VAC Coil or 220 VAC Coil


DIL-1-22



83-O

Check 110 VAC Coil or 220 VAC Coil

DIL-2-22



83-P


Check 110 VAC Coil or 220 VAC Coil

DIL 3-22



83-EE

Low



83-FF

High

Shunts on most 3 phase motors

ART 3 Phase Contactor - early years



83-Q

Check 110 VAC Coil or 220 VAC Coil

DLS-10



83-R

Check 110 VAC Coil or 220 VAC Coil

DLS-18



83-S

Check 110 VAC Coil or 220 VAC Coil

DLS-25



83-T

Check 110 VAC Coil or 220 VAC Coil

DLS-30



83-U

Check 110 VAC Coil or 220 VAC Coil

DLS-40



83-GG

1 - 1.6

Thermal Overload



83-V

0 - 0.6 Amp
 #00.780.1254



83-W

1 - 0.4



83-X

1.2 - 4



83-Y

1 - 4



83-Z

0 - 0.4



83-AA

0 - 16



Visa



MasterCard

Call Demers Parts Hotline @ 1-800-956-3612 ■ 727-372-1200